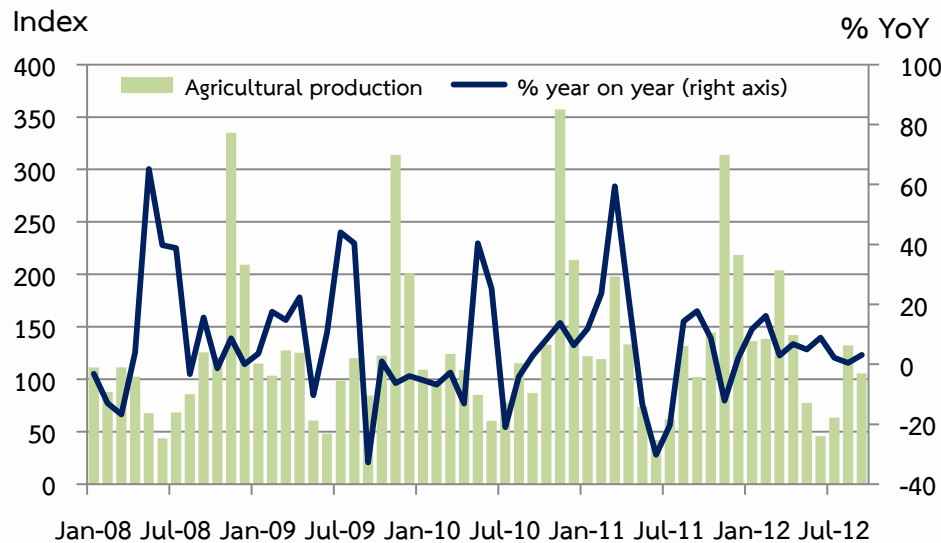
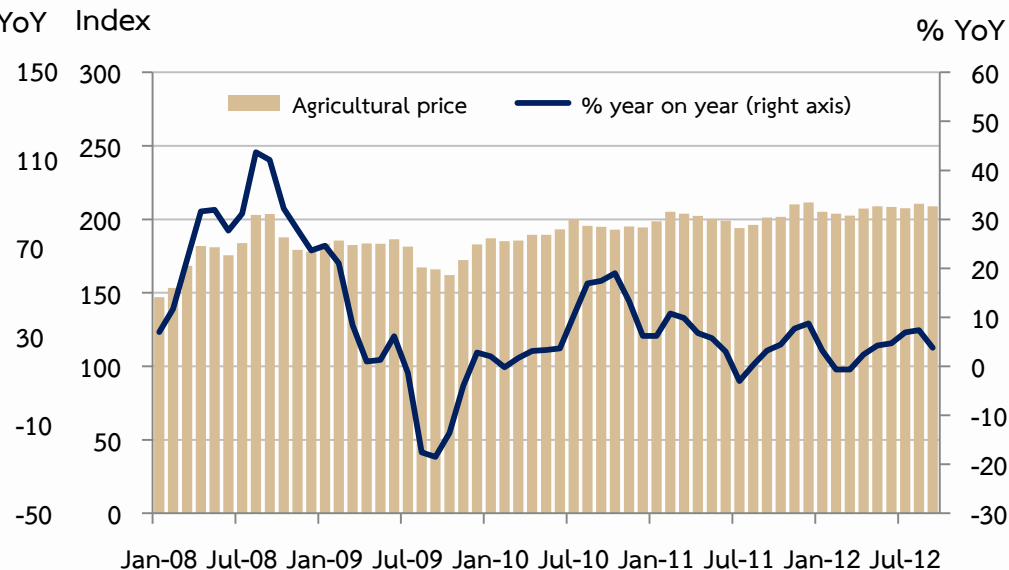
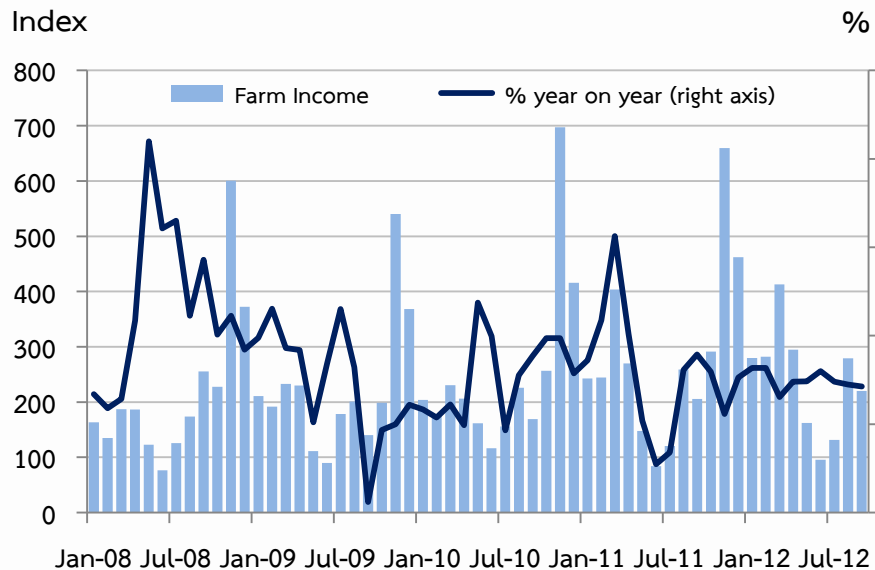




ธนาคารแห่งประเทศไทย
BANK OF THAILAND

The Northern Region' Economic Conditions in September 2012



% YoY	2011 ^R	2012					
		H1 ^R	Q1 ^R	Q2 ^R	Q3 ^P	Aug	Sep ^P
Farm Income	11.5	10.5	9.7	10.6	7.9	7.9	7.1
Production	6.0	8.1	9.0	6.6	1.7	0.4	3.1
Price	5.2	2.2	0.6	3.8	6.0	7.4	3.8

P = preliminary data , R = revised data

Note : 1. farm income includes cost of production.

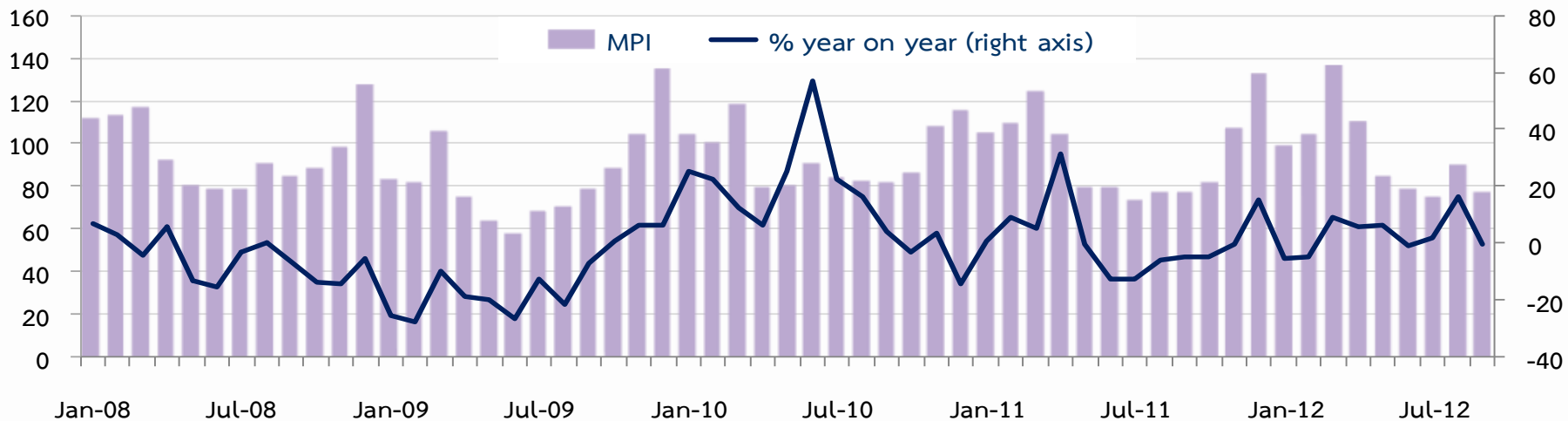
2. price excludes compensation and subsidies by government.



	2011	2012					
		H1	Q1	Q2	Q3 ^P	Aug	Sep ^P
MPI level	95.1	101.3	112.3	90.3	80.0	89.3	76.6
% YoY	1.9	1.7	0.2	3.7	5.8	16.1	-0.5
MPI level, SA	-	-	99.5	101.8	94.8	105.8	88.4
% MoM, % QoQ, SA	-	-	8.2	2.3	-6.9	17.6	-16.4

P = preliminary data

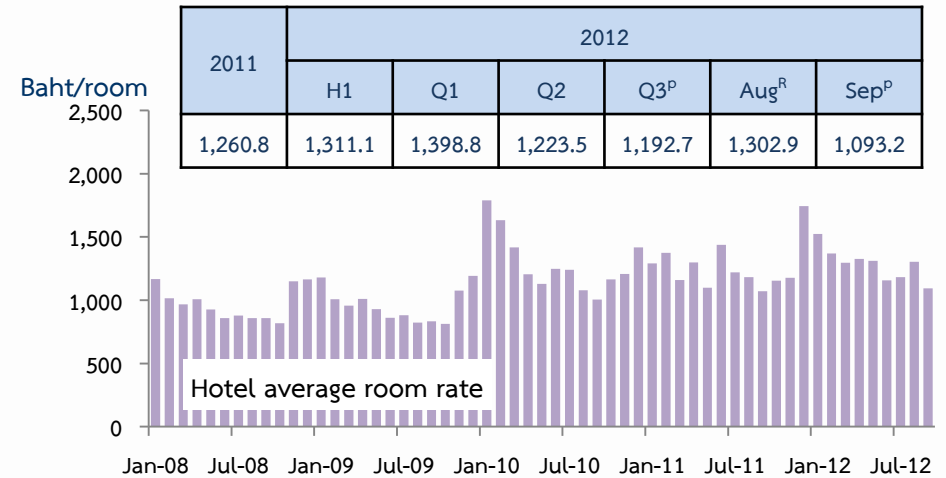
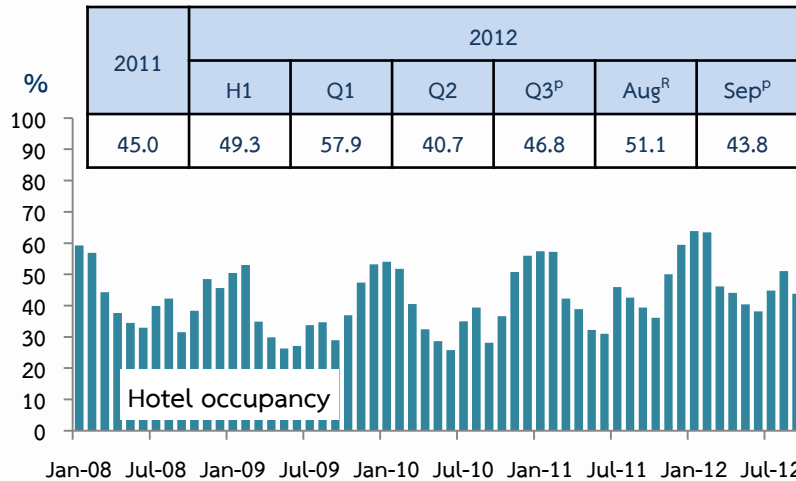
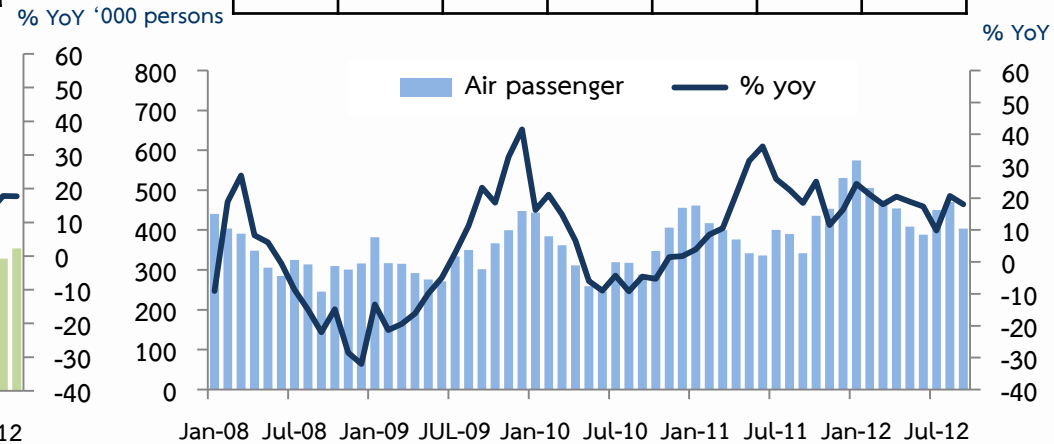
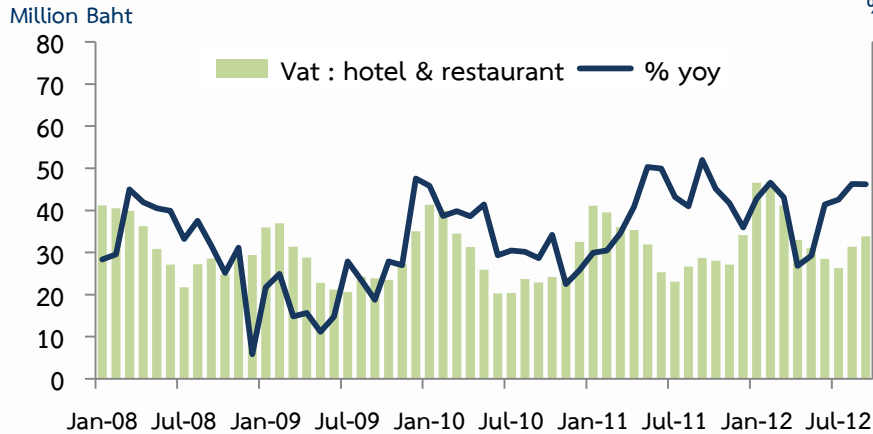
Index : 2007 = 100





2011	2012					
	H1	Q1	Q2	Q3 ^P	Aug ^R	Sep ^P
378.7	227.4	134.6	92.8	91.6	31.4	33.8
10.0%	8.4 %	15.2%	-0.2 %	16.4%	17.8%	17.7%

2011	2012					
	H1	Q1	Q2	Q3	Aug	Sep
4,887.2	2,830.0	1,582.2	1,247.8	1,324.3	470.4	403.7
18.0%	21.6%	23.8%	19.0%	16.0%	20.7%	18.1%

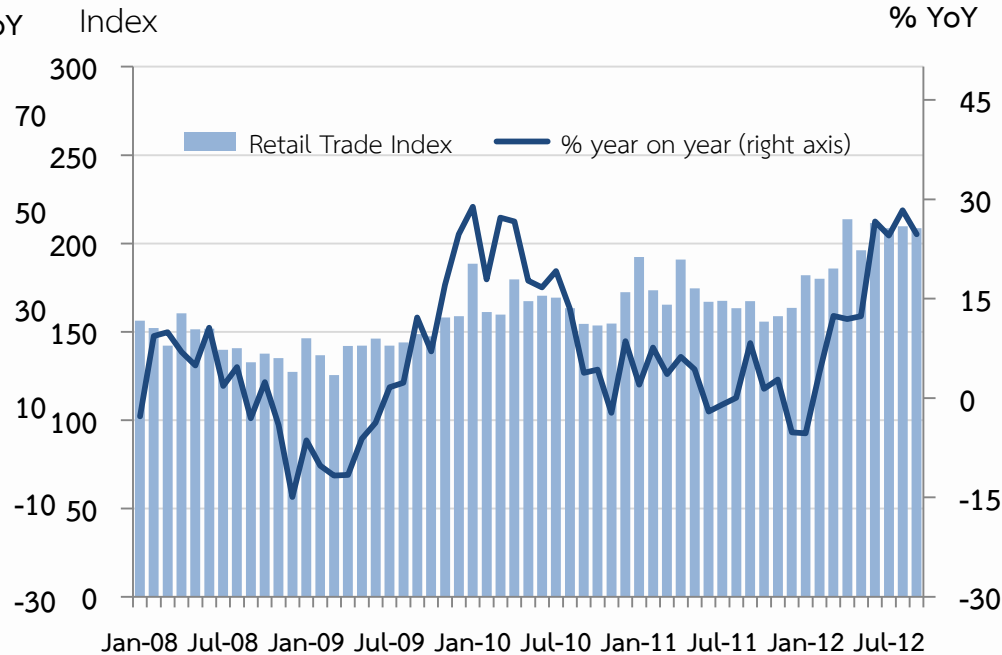
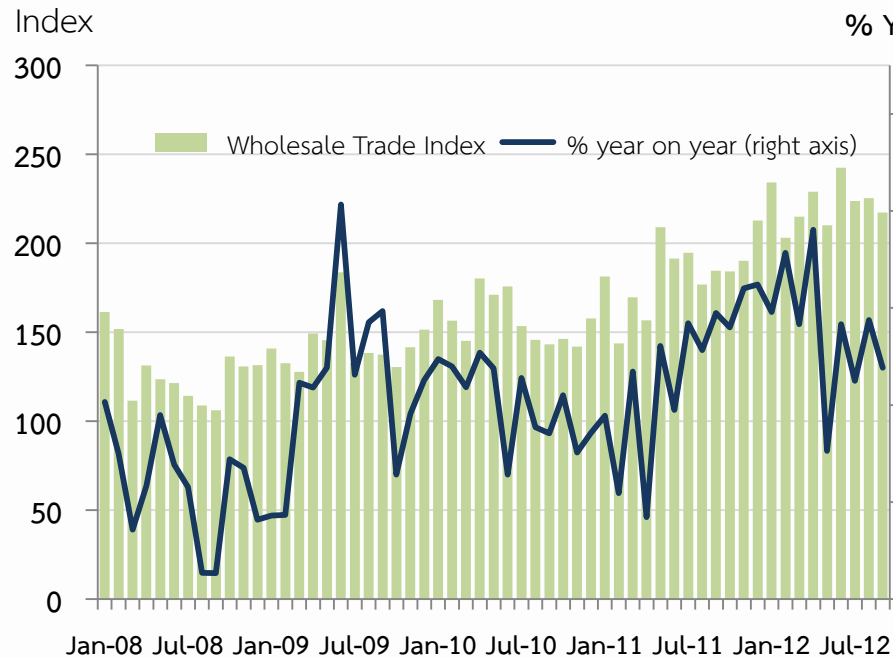


P = preliminary data, R = revised data



	2011	2012					
		H1	Q1	Q2	Q3 ^P	Aug ^R	Sep ^P
Wholesale Trade	182.9	222.3	217.4	227.2	222.2	225.5	217.3
% YoY	16.4	26.8	31.9	22.3	19.9	27.5	17.7
Retail Trade	170.0	194.8	182.6	207.1	209.0	209.7	208.5
% YoY	2.3	9.9	3.2	16.7	25.8	28.3	24.7

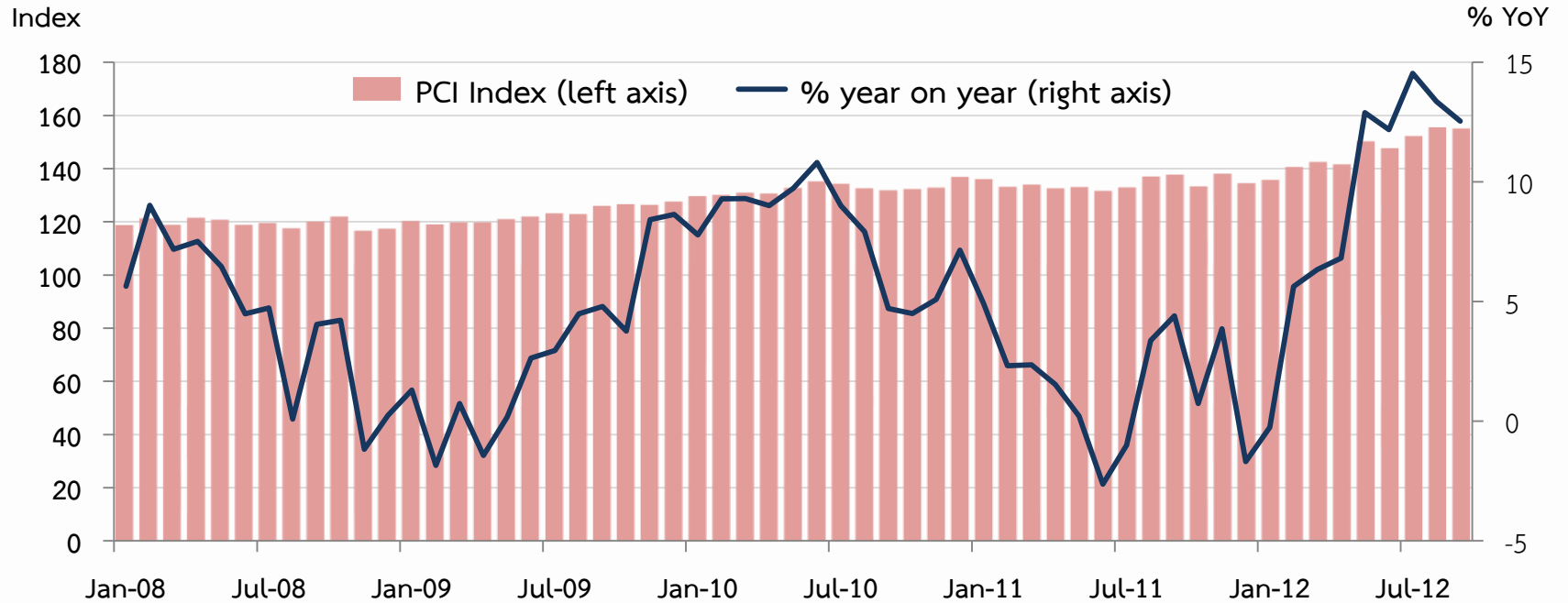
P = Preliminary , R = revised data





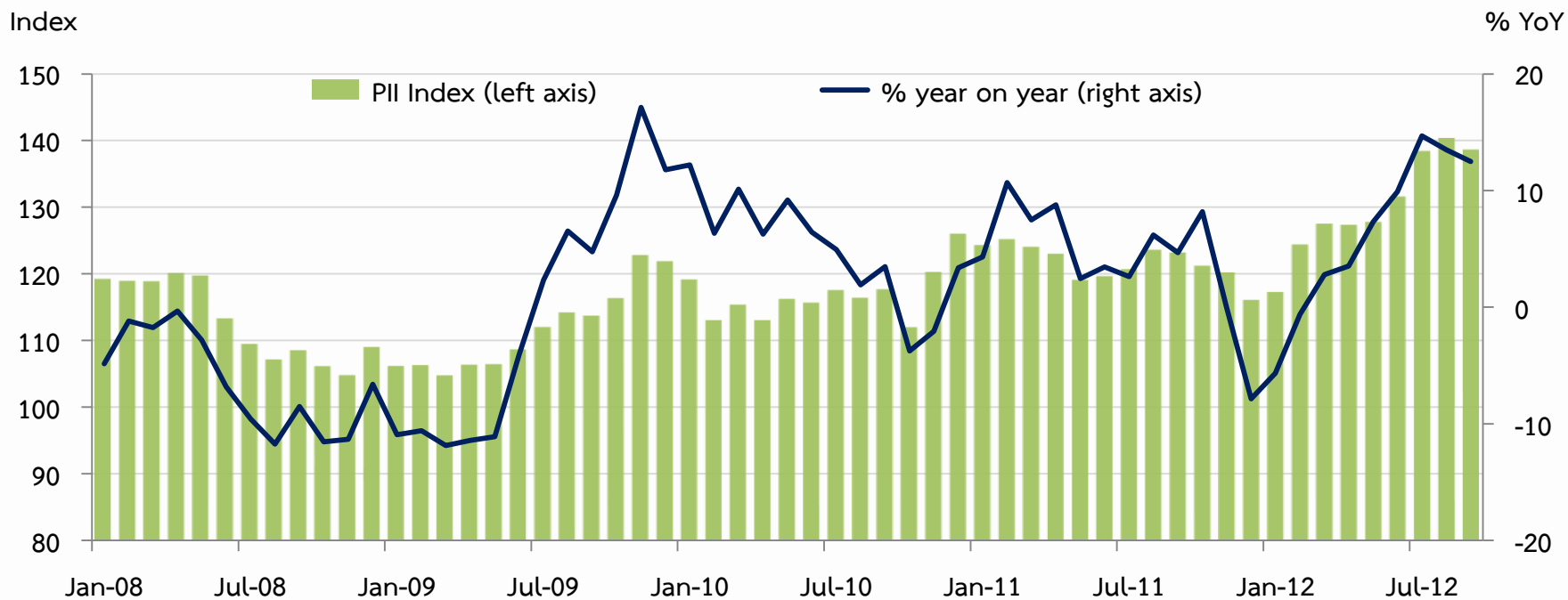
	2011	2012					
		H1	Q1	Q2	Q3 ^P	Aug ^R	Sep ^P
PCI	134.0	142.6	139.1	146.0	153.7	154.9	154.4
% YoY	1.5	7.2	3.9	10.6	13.5	13.4	12.5
% MoM, % QoQ, SA		5.5	3.2	4.9	5.3	2.1	-0.3

P = Preliminary, R = revised data





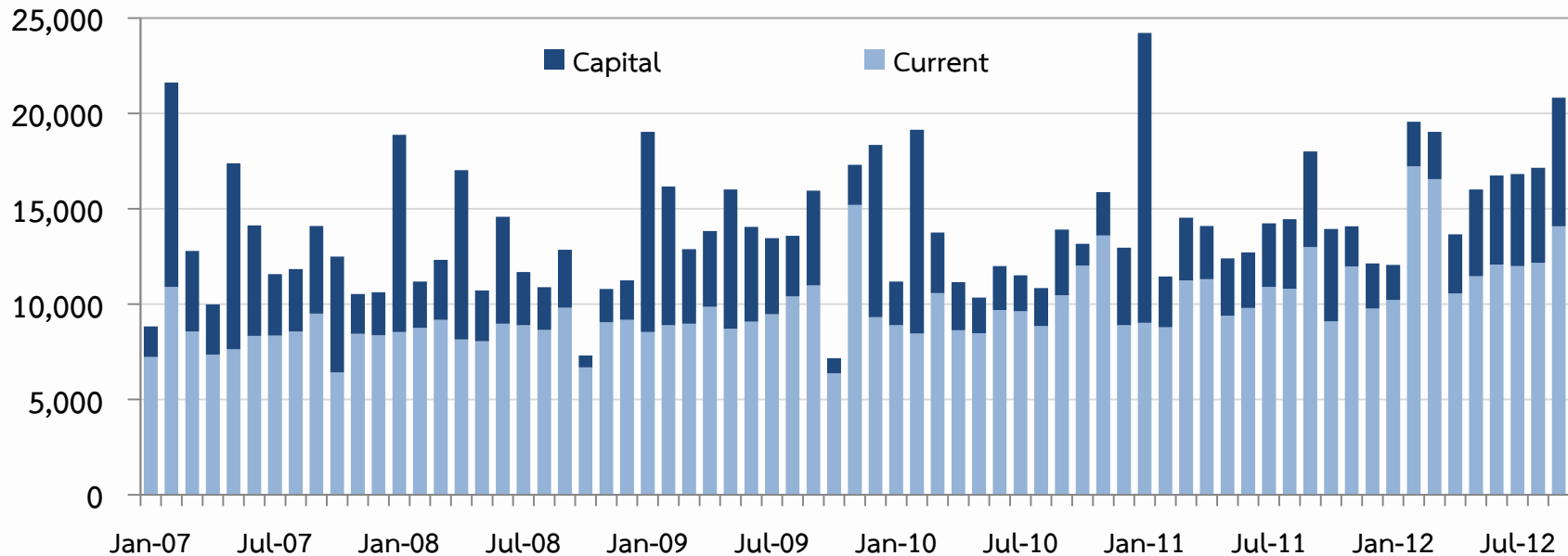
	2011	2011		2012					
		H1	H2	H1	Q1	Q2	Q3	Aug	Sep
PII	121.5	122.4	120.7	125.8	122.9	128.7	138.9	140.1	138.4
% YoY	4.1	6.2	2.1	2.8	-1.2	6.9	13.5	13.5	12.5
% MoM, % QoQ	-	3.6	-1.4	4.2	3.3	4.7	7.9	1.4	-1.3





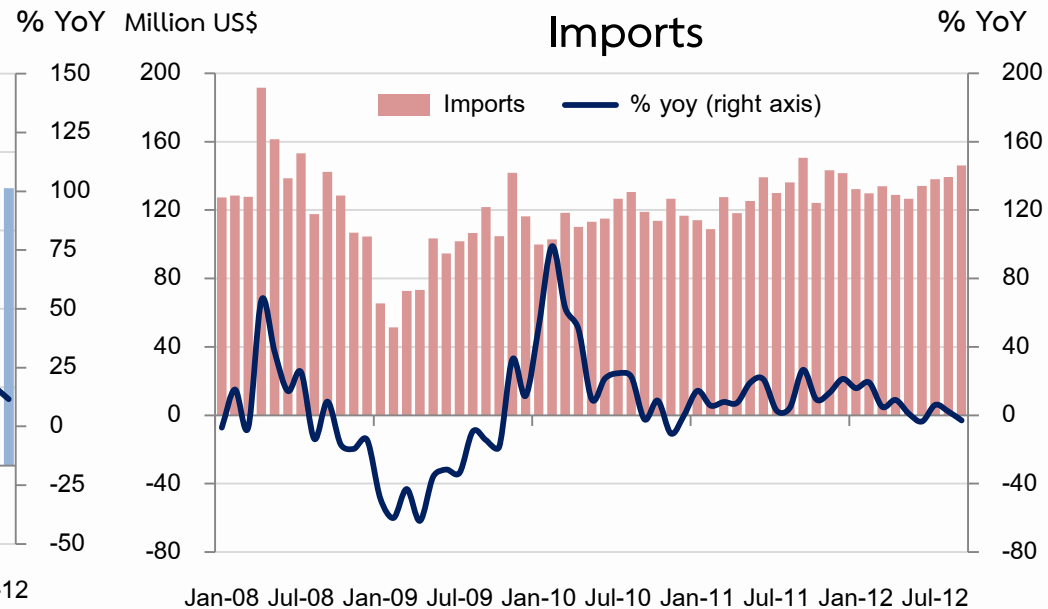
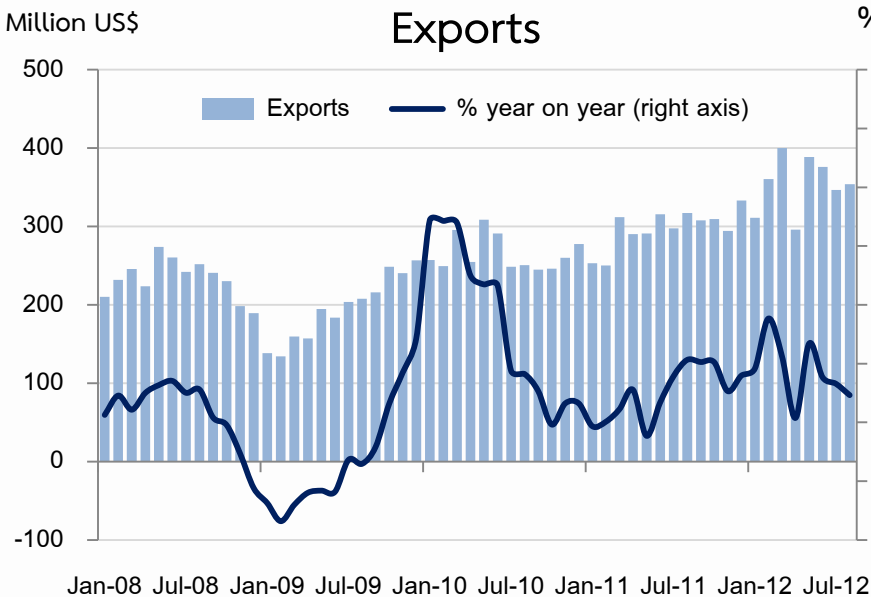
Expenditure	2011	2012					
		H1	Q1	Q2	Q3	Aug	Sep
Current	125,051.4	78,068.8	43,986.2	34,082.6	38,215.2	12,156.0	14,073.4
% YoY	5.8	31.2	51.5	11.8	10.1	12.5	8.3
Capital	51,181.4	18,983.0	6,661.8	12,321.2	16,561.2	4,987.1	6,744.8
% YoY	36.1	-36.5	-68.5	41.4	38.2	36.6	34.7
Total	176,232.8	97,051.8	50,648.0	46,403.8	54,776.4	17,143.1	20,818.2
% YoY	13.2	8.6	0.9	18.4	17.3	18.6	15.6

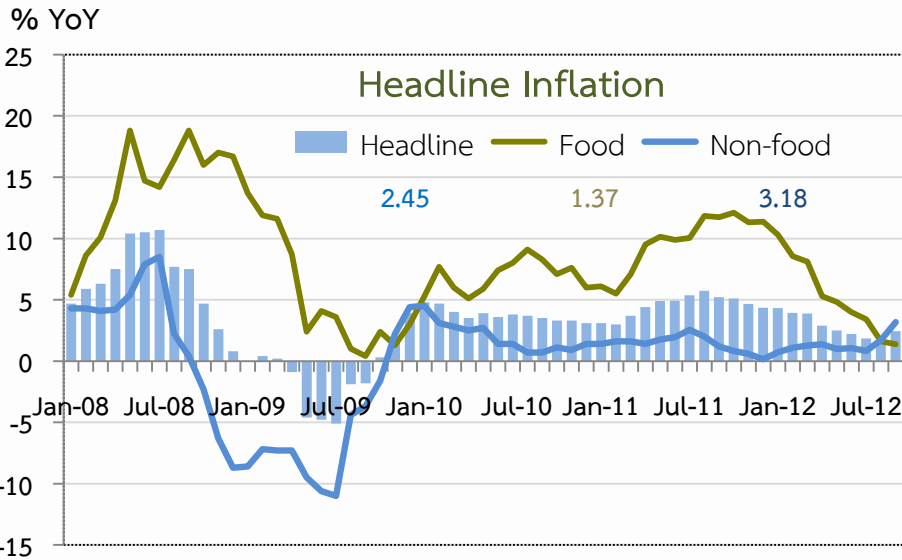
Million Baht



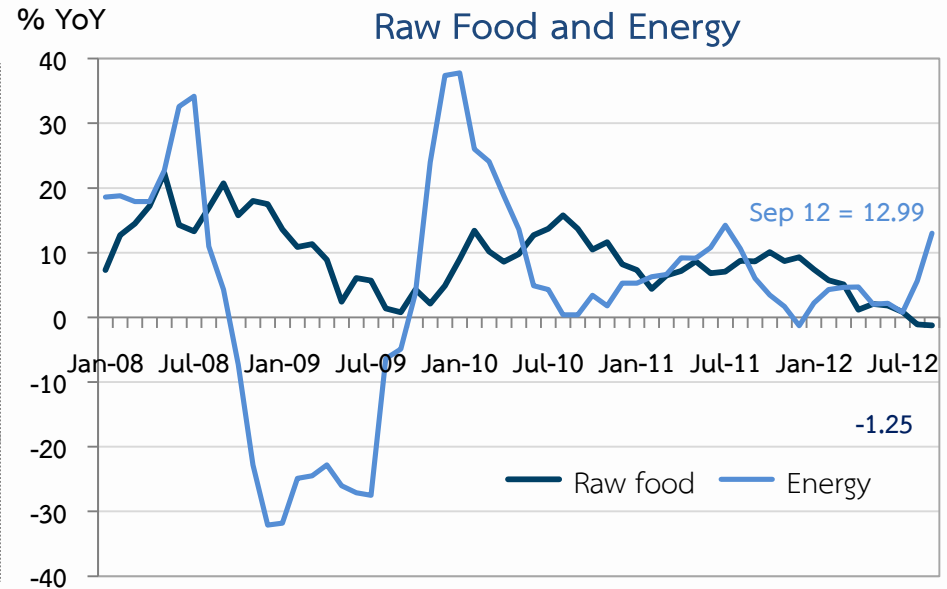
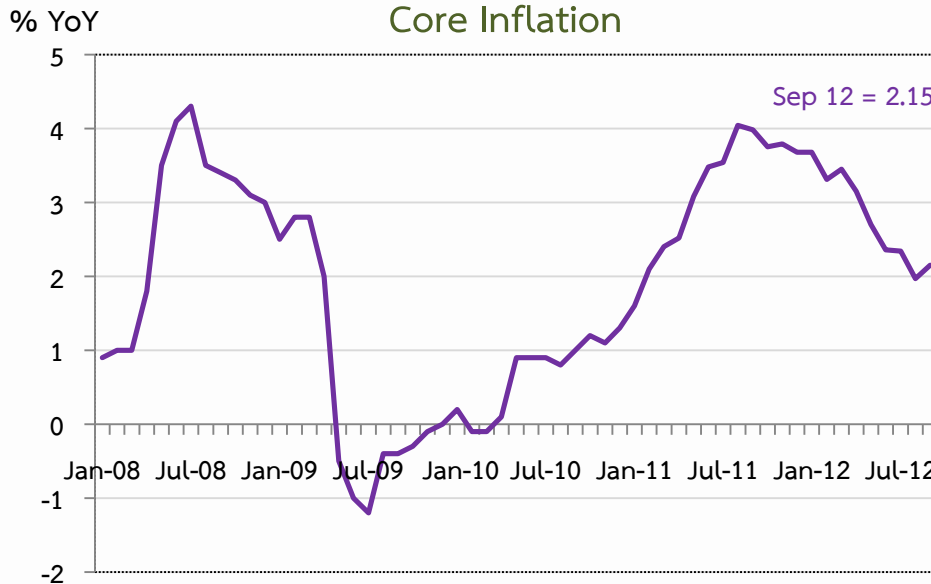


	2011	2011		2012					
		H1	H2	H1	Q1	Q2	Q3	Aug	Sep
EXPORTS	3,571.1	1,711.9	1,859.3	2,132.0	1,071.6	1,060.5	1,075.2	353.9	374.8
% YoY	12.1	3.3	21.7	24.5	31.5	18.2	16.5	11.6	21.7
IMPORTS	1,559.0	733.1	826.3	784.7	395.1	389.6	423.2	139.3	146.0
% YoY	12.6	12.5	12.7	7.0	12.7	1.8	1.5	2.2	-3.0





	2011	2012					
		H1	Q1	Q2	Q3	Aug	Sep
Headline	4.54	3.28	4.05	2.53	1.98	1.66	2.45
Food	9.76	6.78	8.98	4.70	2.13	1.61	1.37
Non-food	1.42	1.08	1.03	1.14	1.89	1.70	3.18
Core	3.16	3.10	3.49	2.74	2.16	1.97	2.15





%	% of Total Labor Force (as of Aug 2012)	2011	2011		2012				
			H1	H2	H1	Q1	Q2	Jul	Aug
Labor Force (1,000 Persons)	100.0	7,285	7,224	7,347	7,261	7,240	7,281	7,405	7,445
Employed persons	99.4	1.2	1.5	0.9	0.1	-0.3	0.5	0.7	1.0
Agriculture	54.1	3.4	4.7	2.2	3.3	2.8	3.8	-2.9	15.0
Non-agriculture	45.3	-0.7	-1.1	-0.3	-2.6	-2.9	-2.4	4.7	-11.8
Manufacturing	8.3	-5.1	-9.6	0.2	-1.1	-0.3	-1.9	15.9	-9.6
Construction	6.1	-1.9	-3.9	0.8	2.1	3.7	0.6	36.3	-7.1
Wholesale & retail trade	13.4	-2.0	-2.3	-1.7	-3.3	-4.6	-1.9	-5.6	-6.8
Hotel & restaurants Services	3.8	-12.0	-15.6	-8.1	-7.6	-4.5	-10.9	-2.0	-29.8
Others	13.6	8.2	14.0	3.0	-3.7	-5.4	-2.1	-0.4	-13.6
Unemployed persons	0.6	-31.2	-34.2	-27.3	21.5	-16.0	82.6	-7.5	6.4
Seasonally inactive persons	0.0	-32.7	-48.8	19.1	76.0	59.7	94.9	90.5	-86.0

Unemployment	Aug-11	Aug-12
In thousand persons	40.8	43.4
rate	0.6	0.6





Commercial Bank's Deposits

	2011	2012					
		H1	Q1	Q2	Q3	Aug	Sep
Deposits	439.8	510.1	479.1	510.1	523.1	516.2	529.6
% YoY	8.0	17.2	11.0	17.2	20.9	19.5	22.4

Commercial Bank's Credits

	2011	2012					
		H1	Q1	Q2	Q3	Aug	Sep
Credits	403.4	429.6	415.6	429.6	454.2	448.2	454.2
% YoY	15.5	15.8	17.2	15.8	17.8	17.9	17.8

