

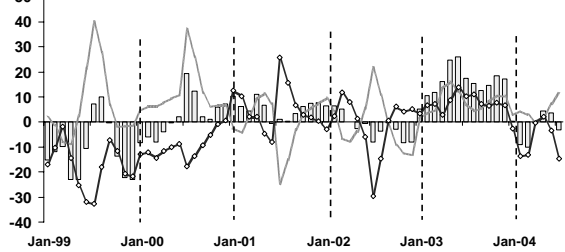
*Press Release on
Northern Region Economic Conditions in
July 2004*

Northern Region Office, Bank of Thailand

CHANGE IN AGRICULTURAL PRODUCTION (major crops)

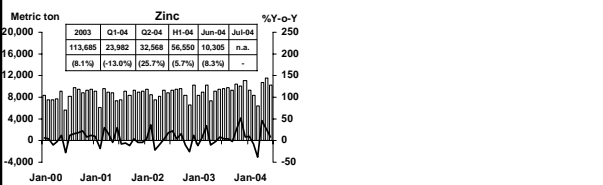
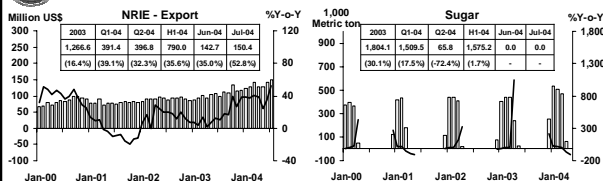
weight 18 % of Northern GRP

	2003	Q1-04	Q2-04	H1-04	Jun-04	Jul-04
Change in Farm Income	15.0%	-7.5%	1.1%	-4.4%	-0.8%	-3.2%
Change in Production	8.2%	3.5%	1.4%	3.1%	3.8%	11.3%
Change in Price	6.8%	-11.0%	-0.3%	-7.5%	-4.6%	-14.5%



Index constructed using data from Ministry of Agriculture and Co-operatives. (1988=100)
http://www.bot.or.th Economic Research Division, Northern Region Office

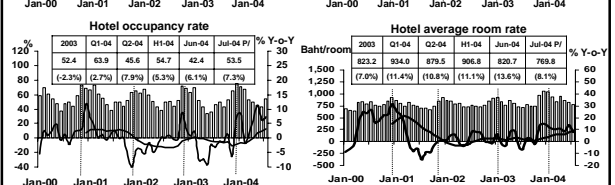
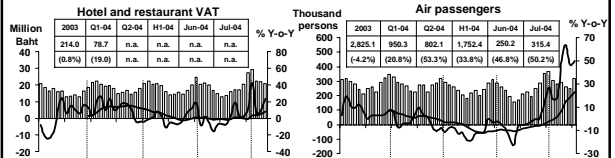
MANUFACTURING



Sources: Pa-Dang Industry Co., Ltd., Thai Cane and Sugar Cooperation Co., Ltd., and Chiang Mai Airport Customs House
http://www.bot.or.th Economic Research Division, Northern Region Office

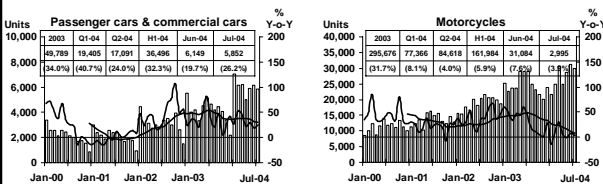
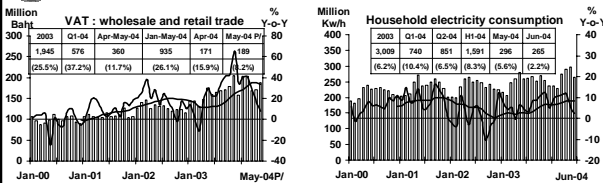
SERVICES

(weight 14 % of Northern GRP)



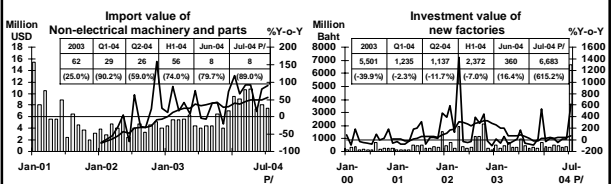
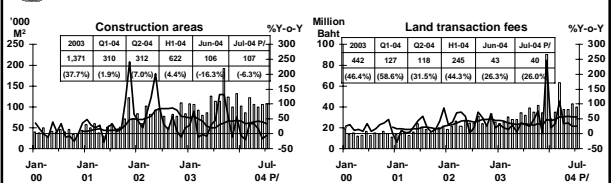
Source: Ministry of Finance, Airports of Thailand Public Company Limited, and Data Management Group
http://www.bot.or.th Economic Research Division, Northern Region Office

PRIVATE CONSUMPTION



Source: Ministry of Finance, Provincial Electricity Authority, Provincial Land Transportation Offices
http://www.bot.or.th Economic Research Division, Northern Region Office

PRIVATE INVESTMENT



Sources: Municipality Offices, Provincial Lands Offices, Customs Department, and Provincial Industrial Offices
http://www.bot.or.th Economic Research Division, Northern Region Office

