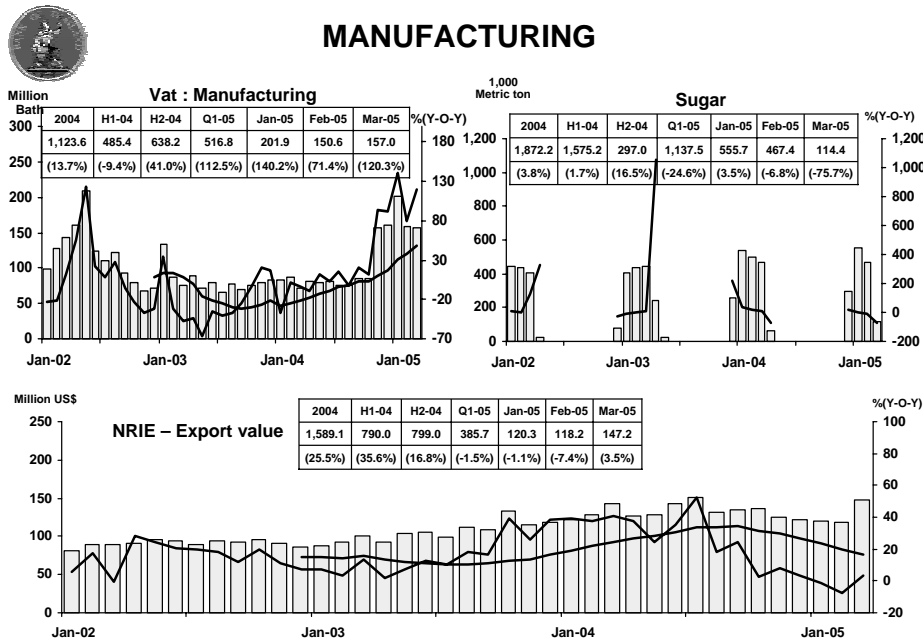
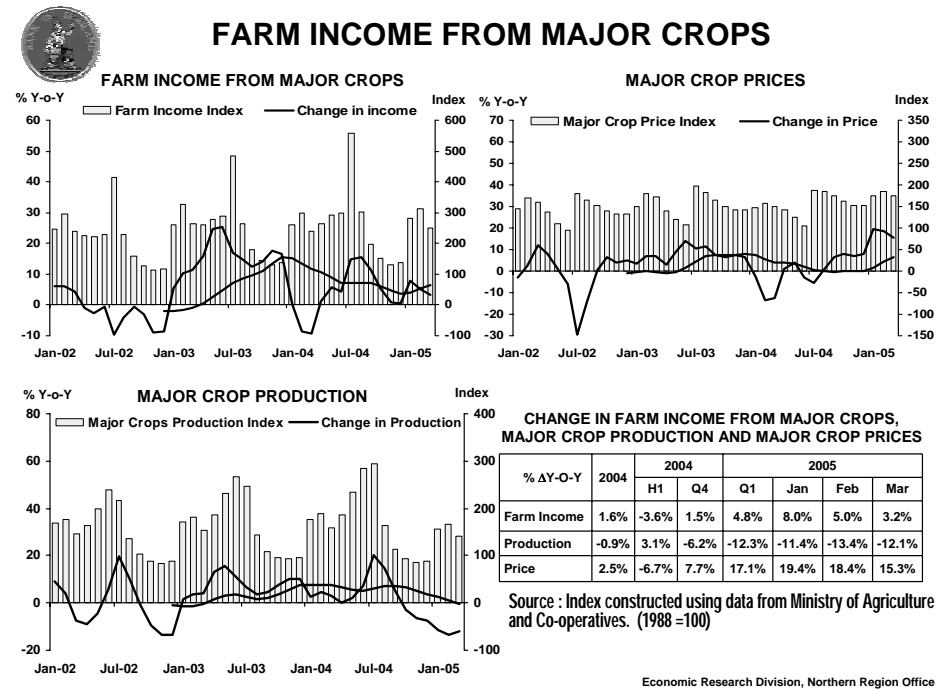


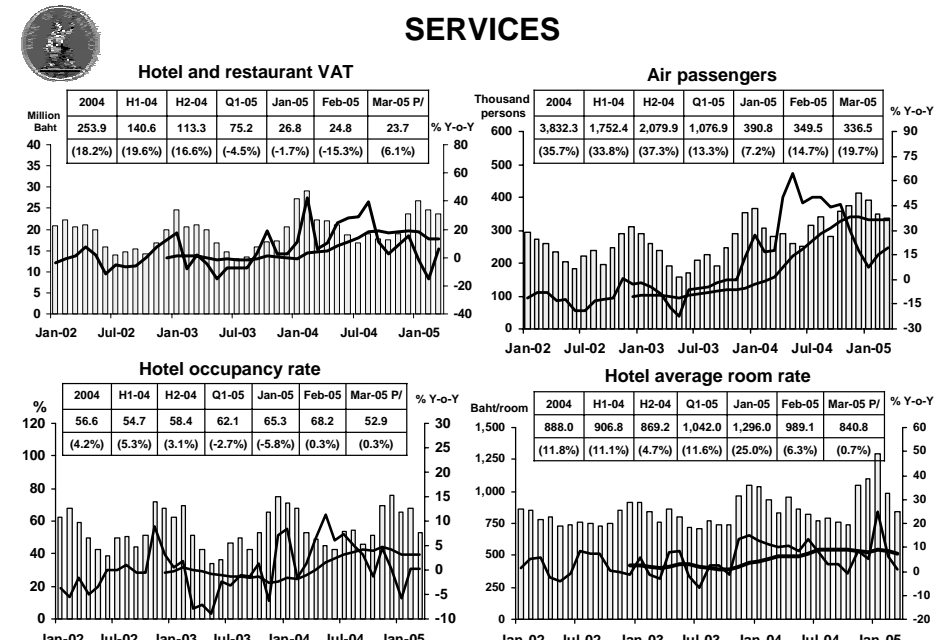
Press Release on Northern Region Economic Conditions in March 2005 and the First Quarter of 2005

Bank of Thailand, Northern Region Office



Sources: Thai Cane and Sugar Cooperation Co.,Ltd.; and Chiang Mai Airport Customs House

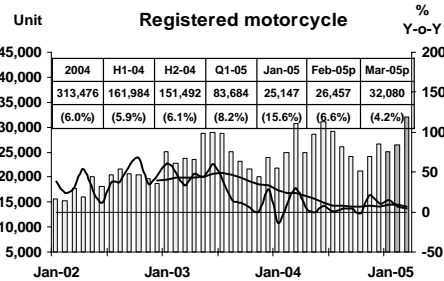
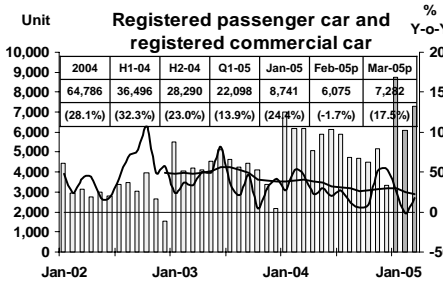
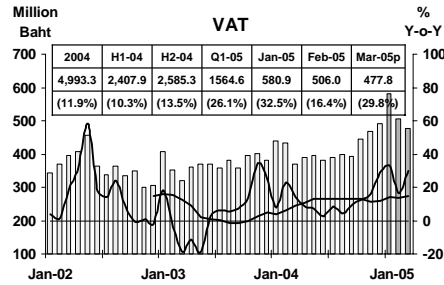
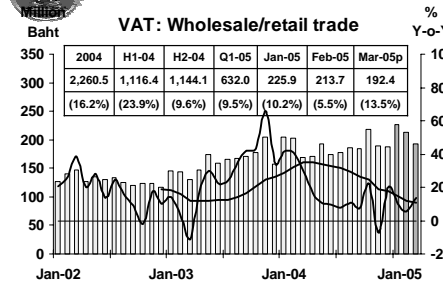
Economic Research Division, Northern Region Office



Source: Ministry of Finance, Airports of Thailand Public Company Limited, and Data Management Group, Bank of Thailand

Economic Research Division, Northern Region Office

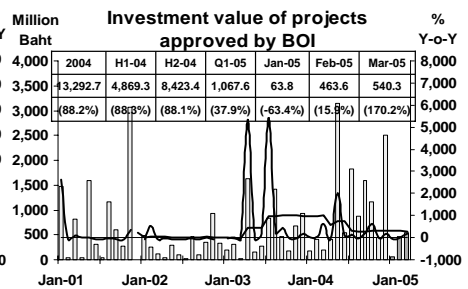
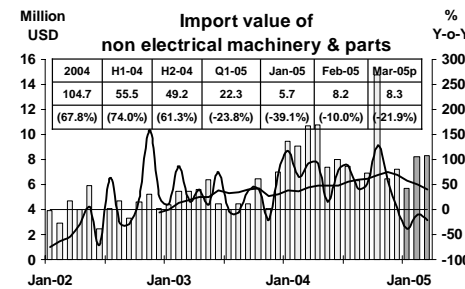
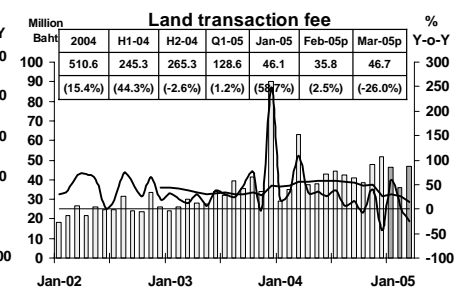
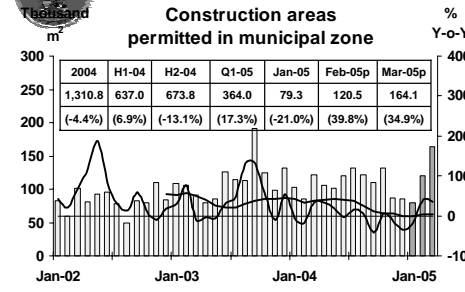
PRIVATE CONSUMPTION



Sources: Ministry of Finance, Provincial Land Transportation Offices

Economic Research Division, Northern Region Office

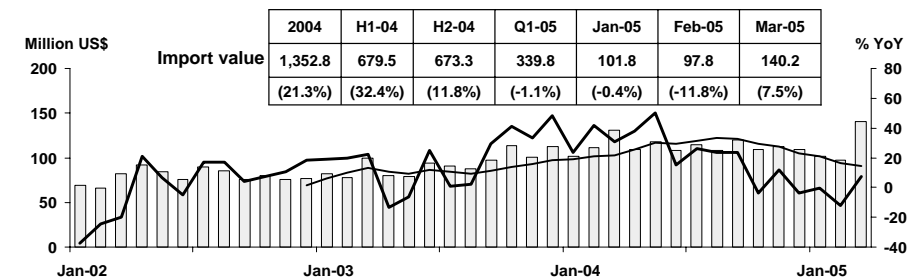
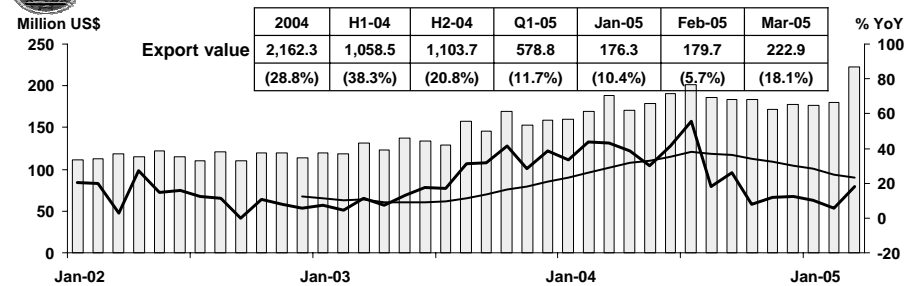
PRIVATE INVESTMENT



Sources: Municipality Offices; Provincial Land Offices; Customs Department; Northern Region Investment and Economic Center (BOI)

Economic Research Division, Northern Region Office

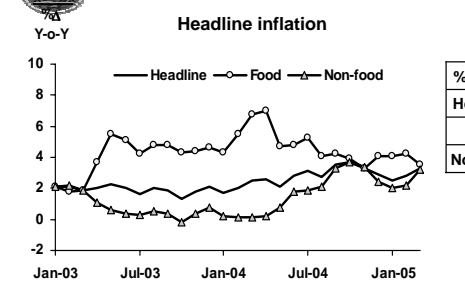
FOREIGN TRADE



Source: Customs Department

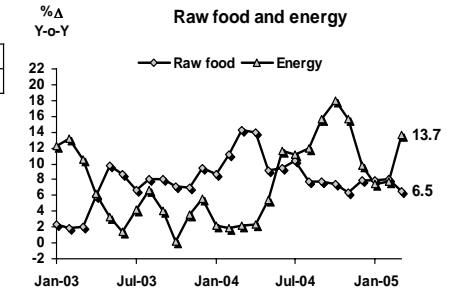
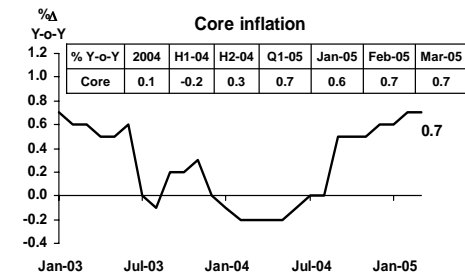
Economic Research Division, Northern Region Office

PRICE LEVEL



Headline inflation (2002 = 100)

%ΔY-o-Y	2004	H1-04	H2-04	Q1-05	Jan-05	Feb-05	Mar-05
Headline	2.8	2.3	3.2	2.9	2.5	2.8	3.3
Food	4.8	5.5	4.1	3.9	4.1	4.2	3.5
Non-food	1.7	0.5	2.8	2.4	2.0	2.2	3.2



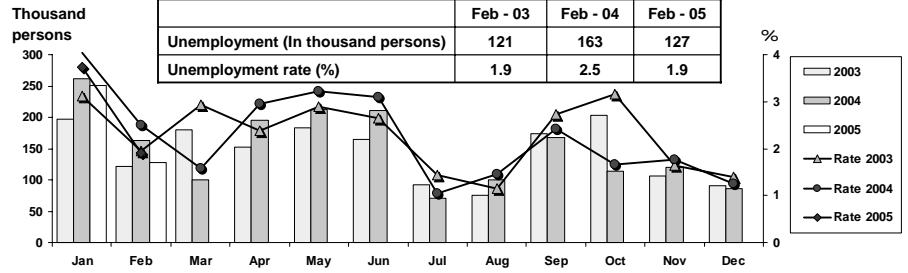
Sources: Bureau of Trade and Economic Indices, Ministry of Commerce
Note: Northern region's Core CPI data has been released since January 2002

Economic Research Division, Northern Region Office



LABOR FORCE SURVEY

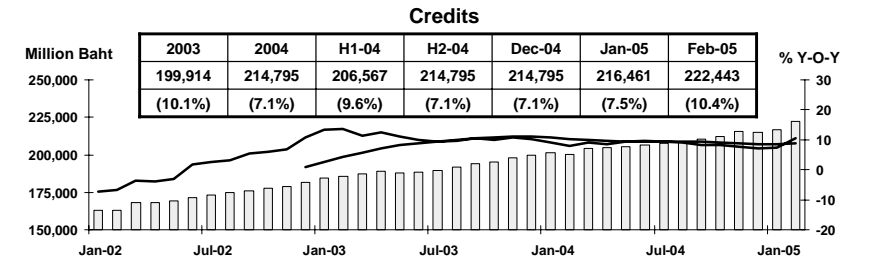
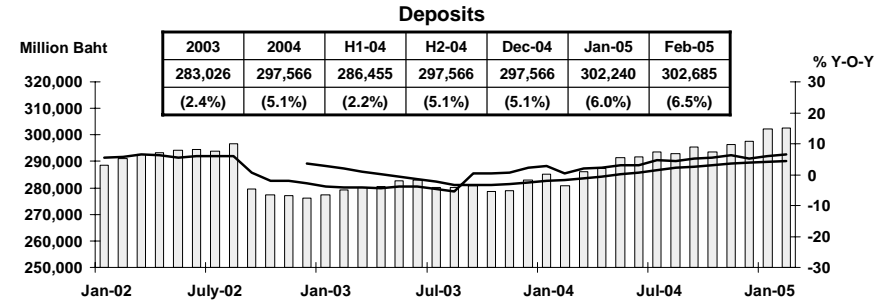
as of Feb 2005 (%ΔYOY)	% of Total Labor Force	2003	2004	H1-04	H2-04	Jan-04	Feb-05
Labor Force (1,000 Persons)	100.0	6,563	6,787	6,849	6,787	6,687	6,630
Employed persons	97.3	3.0	3.6	10.2	3.6	3.4	3.1
▪ Agriculture	41.4	-3.8	-3.8	11.7	-3.8	9.6	-3.9
▪ Non-agriculture	55.9	13.3	13.0	8.6	13.0	-1.4	9.1
- Wholesale & retail trade	14.2	-0.7	26.2	27.3	26.2	-4.1	4.6
- Manufacturing	12.3	22.5	16.6	32.5	16.6	-3.9	4.2
- Construction	7.9	25.3	4.5	-20.2	4.5	-8.2	14.5
- Hotel & restaurants Services	5.3	15.9	-2.5	-27.7	-2.5	-4.8	1.3
- Others	16.2	15.5	8.8	0.9	8.8	8.9	17.9
Unemployed persons	1.9	-7.2	-6.5	28.2	-6.5	-4.4	-22.0
Seasonally inactive persons	0.8	180.6	-4.0	-72.0	-4.0	27.0	-40.5



Economic Research Division, Northern Region Office



DEPOSITS AND CREDITS OF COMMERCIAL BANKS



Economic Research Division, Northern Region Office