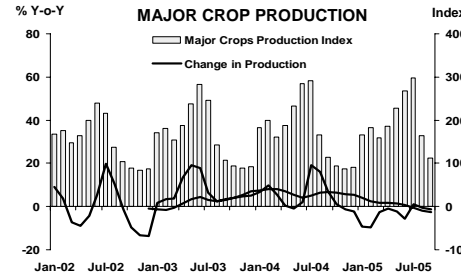
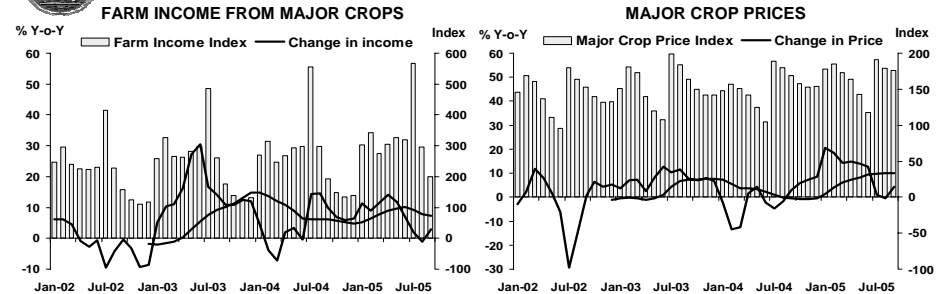


## Press Release on Northern Region Economic Conditions in September 2005 and in Nine Months of 2005

Bank of Thailand, Northern Region Office



### FARM INCOME FROM MAJOR CROPS



**CHANGE IN FARMCOME FROM MAJOR CROPS,  
MAJOR CROP PRODUCTION AND MAJOR CROP PRICES**

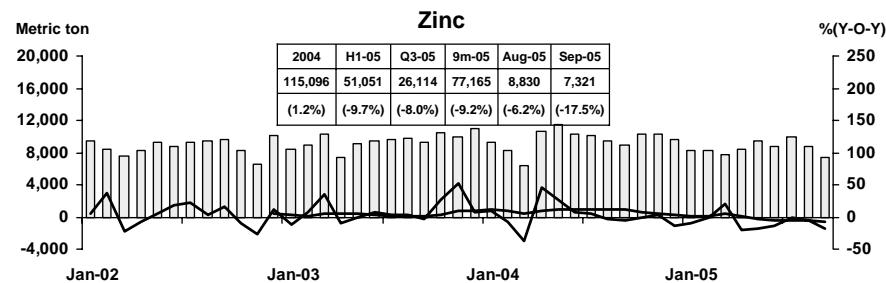
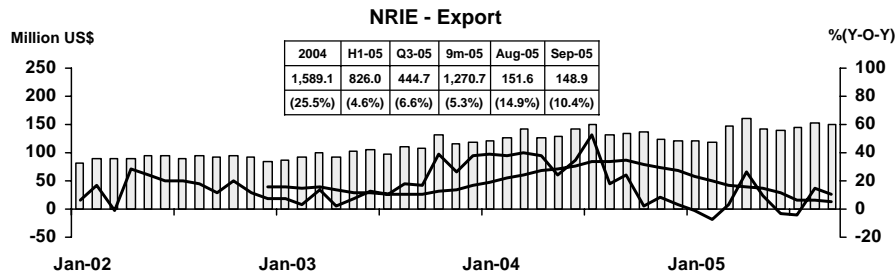
%Δ (Y-O-Y)	2005					
	2004	H1	Q3	9m	Aug	Sep
Farm Income	4.2%	11.5%	1.6%	8.2%	-1.1%	2.9%
Production	2.2%	-4.4%	-0.6%	-3.1%	-0.5%	-1.3%
Price	2.0%	15.9%	2.2%	11.3%	-0.6%	4.2%

Source : Index constructed using data from Ministry of Agriculture and Co-operatives. (1988 =100)

Economic Research Division, Northern Region Office



### MANUFACTURING

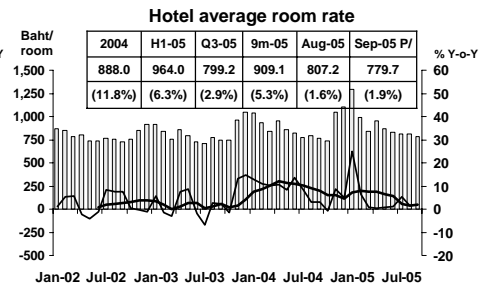
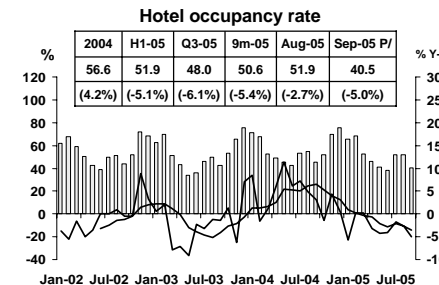
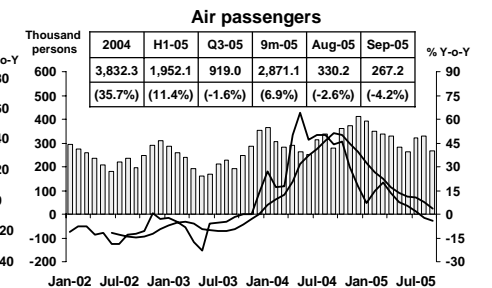
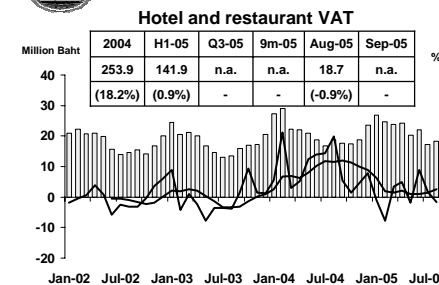


Sources: Pa-Dang Industry Co.,Ltd. and Chiang Mai Airport Customs House

Economic Research Division, Northern Region Office



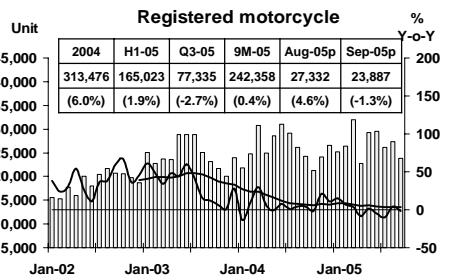
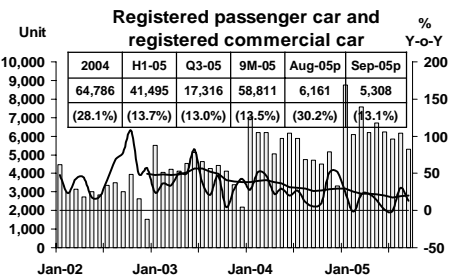
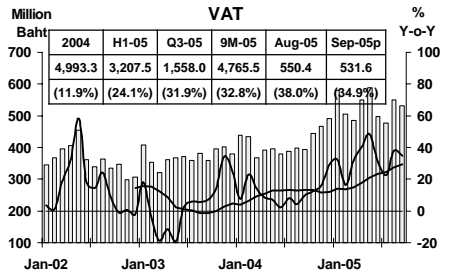
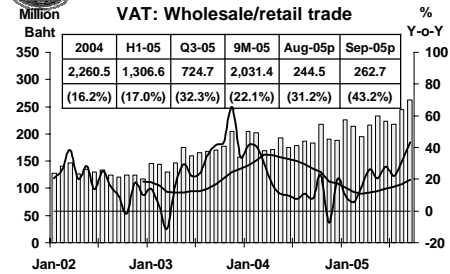
### SERVICES



Source: Ministry of Finance, Airports of Thailand Public Company Limited., and Data Management Group

Economic Research Division, Northern Region Office

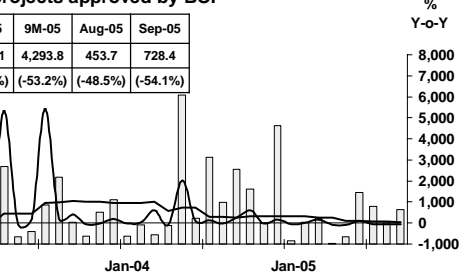
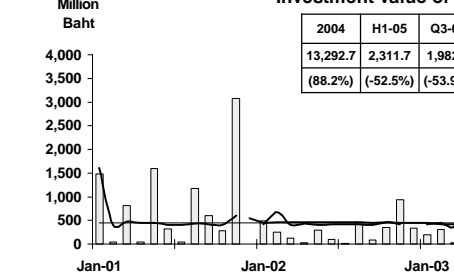
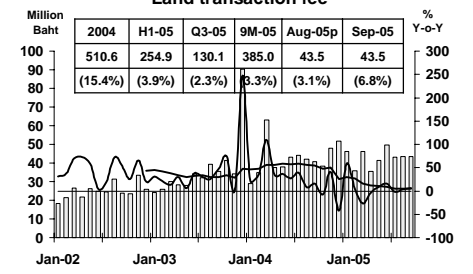
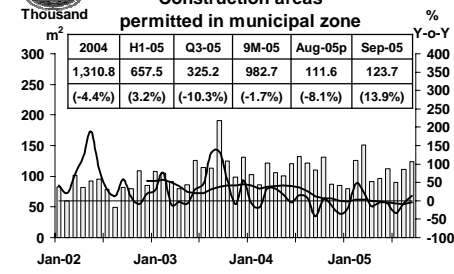
# PRIVATE CONSUMPTION



Sources: Ministry of Finance, Provincial Land Transportation Offices

Economic Research Division, Northern Region Office

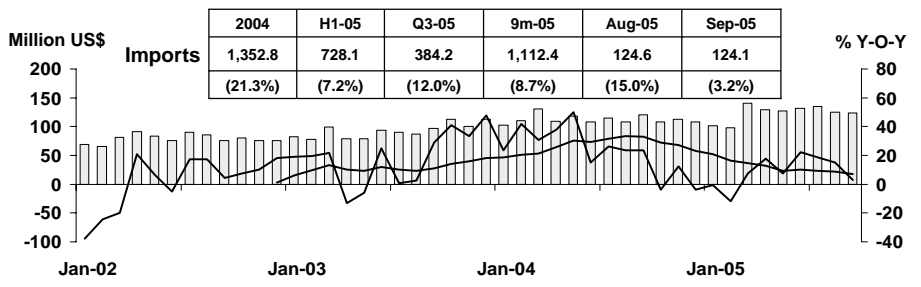
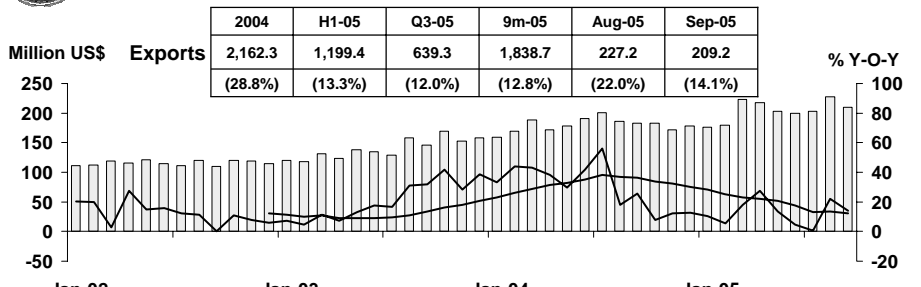
# PRIVATE INVESTMENT



Sources: Municipality Offices, Provincial Land Offices, Customs Department, Northern Region Investment and Economic Center (BOI)

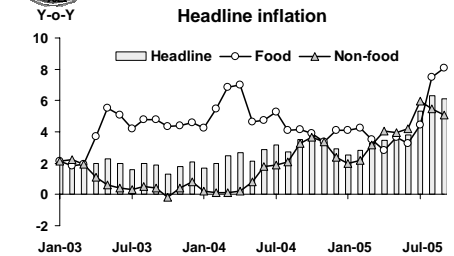
Economic Research Division, Northern Region Office

# FOREIGN TRADE

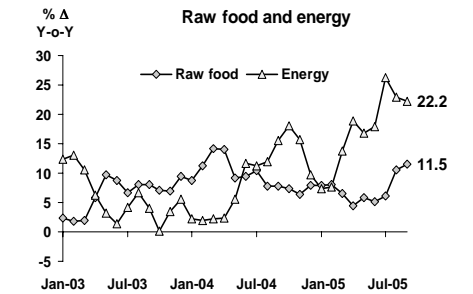
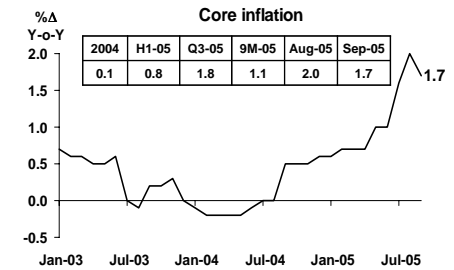


Economic Research Division, Northern Region Office

# PRICE LEVEL



%ΔY-o-Y	2004	H1-05	Q3-05	9M-05	Aug-05	Sep-05
Headline	2.8	3.3	5.9	4.1	6.3	6.1
Food	4.8	3.6	6.7	4.6	7.5	8.1
Non-food	1.7	3.3	5.5	4.0	5.5	5.1

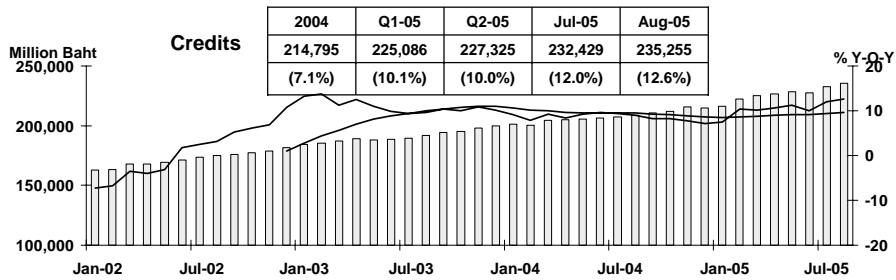
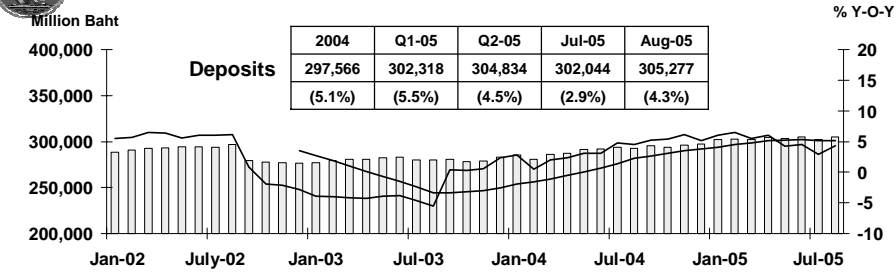


Sources: Bureau of Trade and Economic Indices, Ministry of Commerce  
Note: Northern region's Core CPI data has been released since January 2002

Economic Research Division, Northern Region Office



# DEPOSITS AND CREDITS OF COMMERCIAL BANKS



Source: Bank of Thailand

Economic Research Division, Northern Region Office