

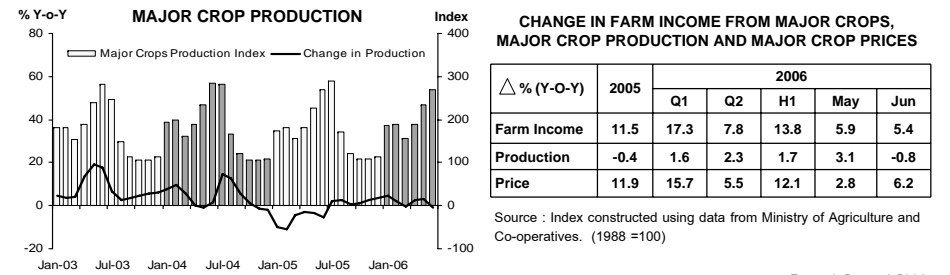
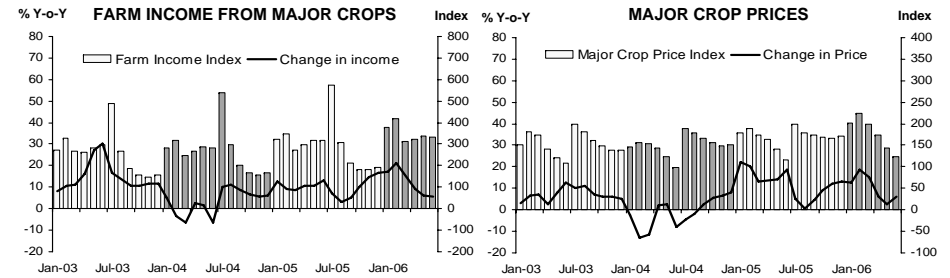


Press Release on Northern Region Economic Conditions in June 2006 and in the first half 2006

Bank of Thailand, Northern Region Office

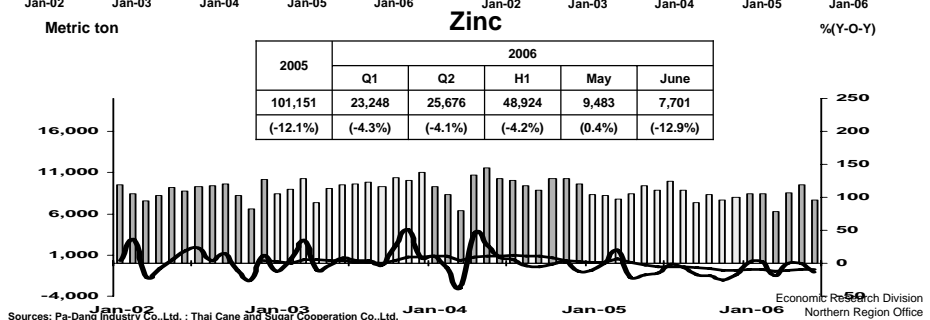
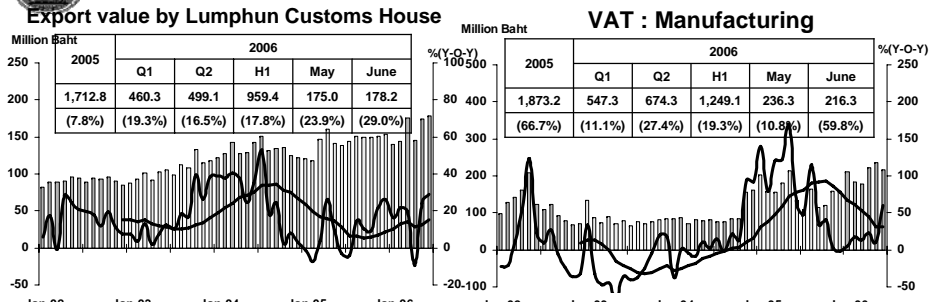


FARM INCOME FROM MAJOR CROPS



Economic Research Division
Northern Region Office

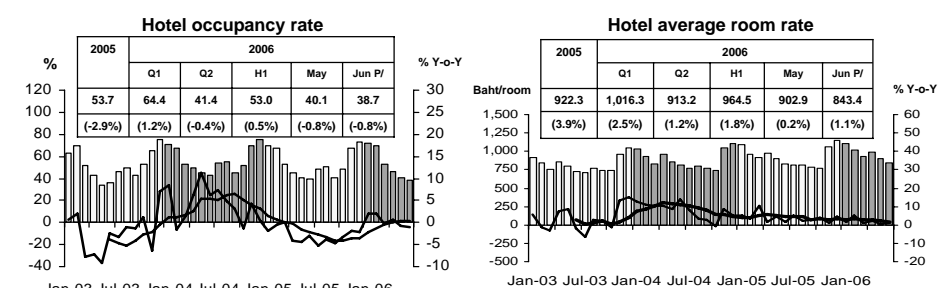
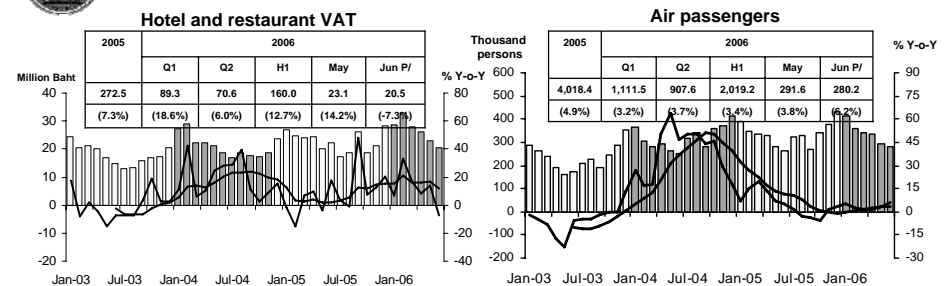
MANUFACTURING



Economic Research Division
Northern Region Office
Sources: Pa-Dang Industry Co.,Ltd.; Thai Cane and Sugar Cooperation Co.,Ltd.



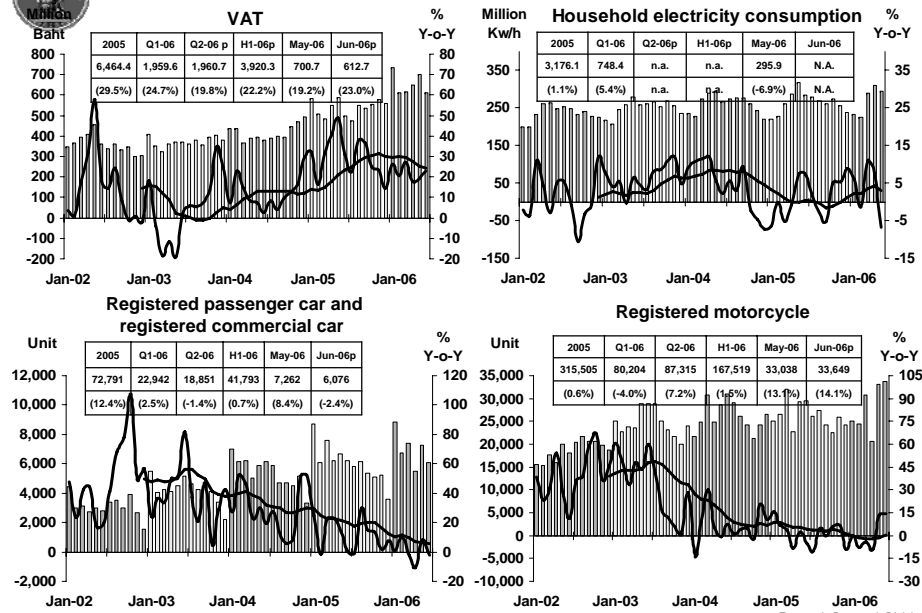
SERVICES



Economic Research Division
Northern Region Office
Source: Ministry of Finance, Airports of Thailand Public Company Limited., and Data Management Group



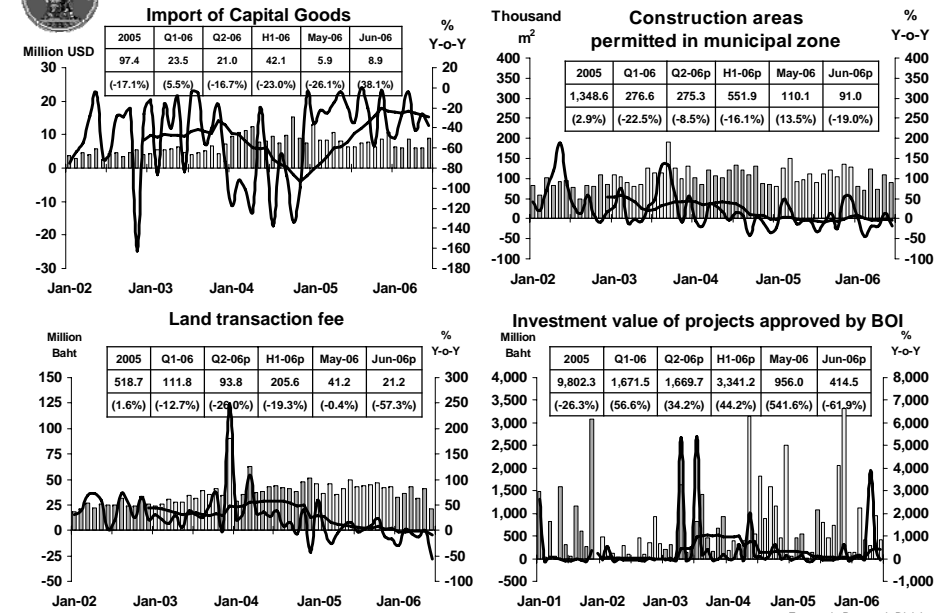
PRIVATE CONSUMPTION



Sources: Ministry of Finance, Provincial Electricity Authority, Provincial Land Transportation Offices
Economic Research Division Northern Region Office



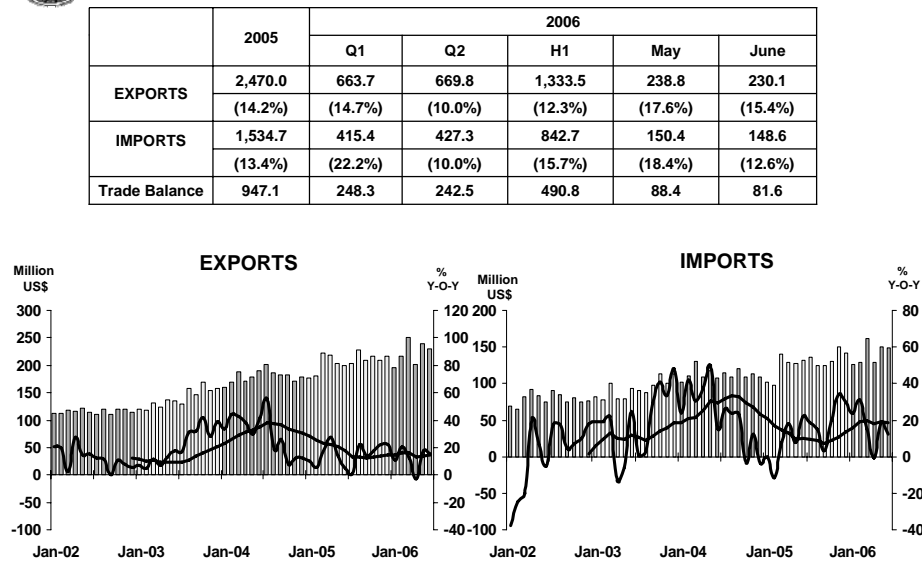
PRIVATE INVESTMENT



Sources: Municipality Offices, Provincial Land Offices, Customs Department, Northern Region Investment and Economic Center (BOI)
Economic Research Division Northern Region Office



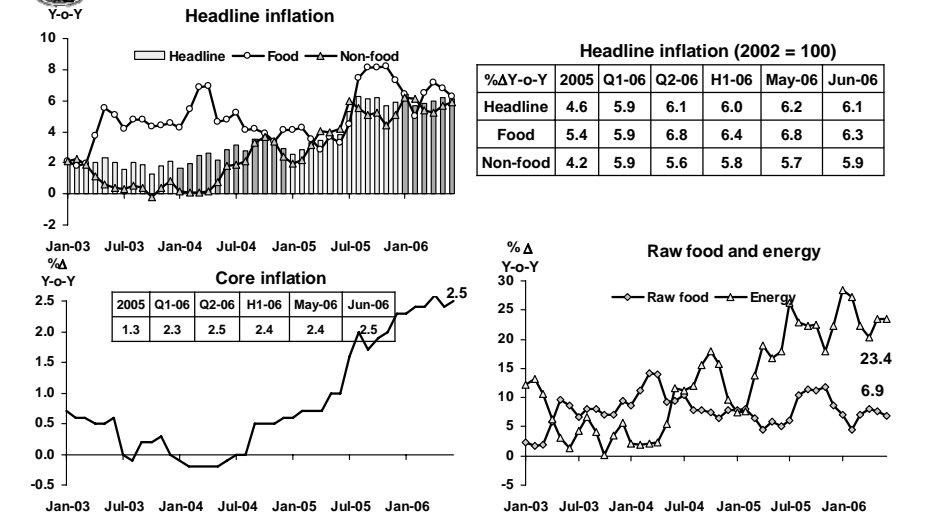
FOREIGN TRADE



Economic Research Division Northern Region Office



PRICE LEVEL



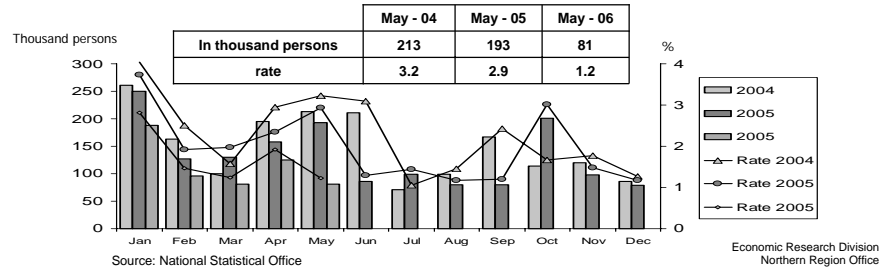
Sources: Bureau of Trade and Economic Indices, Ministry of Commerce
Note: Northern region's Core CPI data has been released since January 2002
Economic Research Division Northern Region Office



Labor Force Survey

	% of Total Labour Force (as of May 2006)	2005 (Δ%)	H1-05 (Δ%)	Q1-06 (Δ%)	Apr-06 (Δ%)	May-06 (Δ%)
Labor Force (1,000 Persons)	100.0	6,705	6,638	6,520	6,529	6,639
Employed persons	98.3	-0.7	-1.6	-0.5	-1.7	3.0
• Agriculture	44.4	0.5	-6.9	5.6	9.0	10.6
• Non-agriculture	53.9	-2.1	4.1	-5.3	-9.5	-2.5
- Wholesale & retail trade	14.7	-4.2	-7.5	-6.0	-4.9	4.6
- Manufacturing	11.2	-14.5	-14.7	-9.3	-10.1	-7.6
- Construction	7.5	8.2	34.1	8.8	-0.3	-14.0
- Hotel & restaurants Services	5.6	9.0	83.4	-13.1	-15.7	-4.1
- Others	14.9	2.0	4.2	-6.1	-16.5	2.2
Unemployed persons	1.2	-7.7	-59.3	-37.9	-20.7	-58.0
Seasonally inactive persons	0.5	-81.9	156.9	-28.7	-48.7	-32.3

Unemployment



DEPOSITS AND CREDITS OF COMMERCIAL BANKS

