

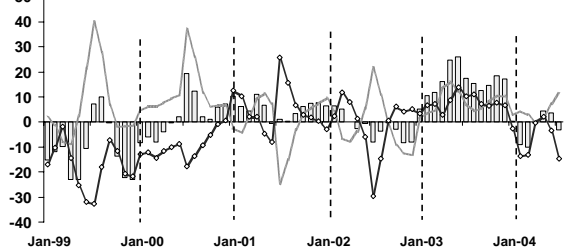
## แถลงข่าวเศรษฐกิจการเงินภาคเหนือ เดือนกรกฎาคม 2547

ธนาคารแห่งประเทศไทย สำนักงานภาคเหนือ

## CHANGE IN AGRICULTURAL PRODUCTION (major crops)

weight 18 % of Northern GRP

	2003	Q1-04	Q2-04	H1-04	Jun-04	Jul-04
Change in Farm Income	15.0%	-7.5%	1.1%	-4.4%	-0.8%	-3.2%
Change in Production	8.2%	3.5%	1.4%	3.1%	3.8%	11.3%
Change in Price	6.8%	-11.0%	-0.3%	-7.5%	-4.6%	-14.5%

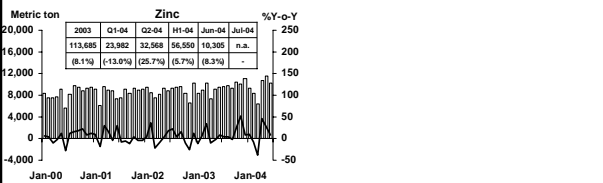
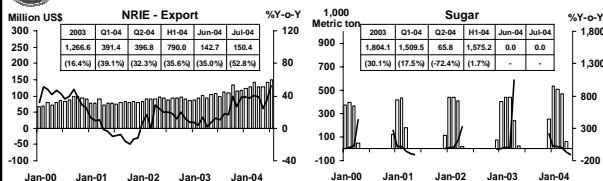


Index constructed using data from Ministry of Agriculture and Co-operatives. (1988=100)

<http://www.bot.or.th>

Economic Research Division, Northern Region Office

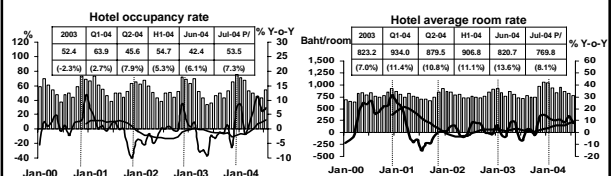
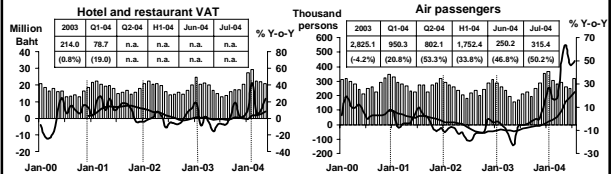
## MANUFACTURING



Sources: Pa-Dang Industry Co., Ltd., Thai Cane and Sugar Cooperation Co., Ltd., and Chiang Mai Airport Customs House  
<http://www.bot.or.th>  
Economic Research Division, Northern Region Office

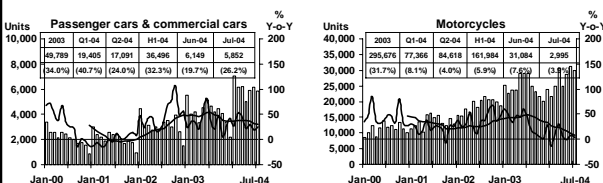
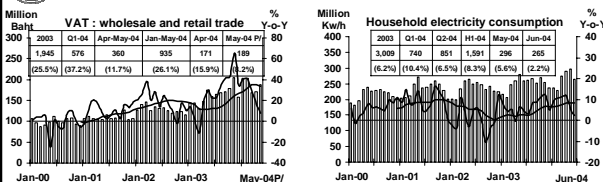
## SERVICES

(weight 14 % of Northern GRP)



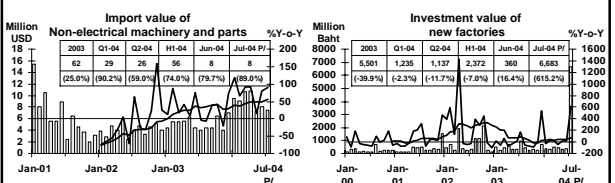
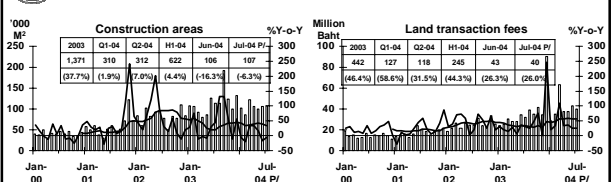
Sources: Ministry of Finance, Airports of Thailand Public Company Limited, and Data Management Group  
<http://www.bot.or.th>  
Economic Research Division, Northern Region Office

## PRIVATE CONSUMPTION



Sources: Ministry of Finance, Provincial Electricity Authority, Provincial Land Transportation Offices  
<http://www.bot.or.th>  
Economic Research Division, Northern Region Office

## PRIVATE INVESTMENT



Sources: Municipality Offices, Provincial Lands Offices, Customs Department, and Provincial Industrial Offices  
<http://www.bot.or.th>  
Economic Research Division, Northern Region Office

